



Investment Approach:

- Generate consistent Alpha in global equity markets through disciplined use of time-tested econometric models, while holding risk in line with the broad equity market-risk
- Systematically exploit short term irrational market behaviour with long term fundamental rational
- Highly rationalized buy and sell discipline

Trailing Returns (annualized for periods exceeding 1 year)

	1Mth	YTD	1Y	3Y	5Y	10Y	15Y
Vector Navigator C1 Acc	1.64	21.47	29.06	6.89	9.44	12.87	6.66
+/- Category	-0.90	2.12	0.74	-4.50	-1.23	1.71	0.48
Peer group percentile	84	40	55	93	75	38	53
EAA Fund Global Large-Cap Blend Equity	2.54	19.34	28.32	11.39	10.67	11.16	6.18
MSCI ACWI PR EUR	2.82	18.89	28.41	11.80	10.92	11.28	6.01
MSCI ACWI NR EUR	2.97	20.14	30.33	13.79	12.97	13.50	8.18

VECTOR Navigator is a global equity fund that is actively managed with a set of proprietary valuation models. The fund aims to offer superior risk-adjusted returns to global equity investors, both in bear and in bull markets. Our models systematically screen global equity markets in search of undervalued stocks, by continuously assessing 2700 quoted companies, worldwide, in a highly rationalized and automated fashion. The basic idea is to tune in on stocks that score well on growth, risk & valuation properties, compared to their sector and country peers, and to buy and sell them when the time is right (leaning on some well-researched behavioural-finance concepts).

We estimate any stock's attractiveness by using a number of investment criteria or "factors" that have been carefully selected, over many years of research, from a much larger group of candidates, by measuring their predictive power. They are combined in a way that maximizes ex-post risk-adjusted returns over the past 15 years of stock market history, assuming this might give us some edge in predicting how some individual stocks will evolve in the months to come.

Out of our vast universe of 2700 stocks, we then construct a portfolio of around 90 companies, based on their chances of outperforming their peers in the following months, while taking into account their stock-specific risk characteristics. Navigator is managed very actively, while striving to always remain well diversified along multiple sectors, regions and other risk dimensions.

Top Holdings

Portfolio Date: 31/08/2021

Active Share: >90%	Portfolio Weighting %	Total Ret YTD
LG Innotek Co Ltd	1.65	21.22
Alphabet Inc Class A	1.59	69.59
Microsoft Corp	1.53	39.15
Lockheed Martin Corp	1.37	4.05
NetApp Inc	1.36	46.22
Agilent Technologies Inc	1.30	55.37
The Home Depot Inc	1.30	31.25
Texas Instruments Inc	1.29	20.82
Vale SA ADR	1.29	18.76
Apple Inc	1.29	20.72
CDW Corp	1.28	57.71
Polaris Inc	1.22	29.76

Performance Statistics, 10 years

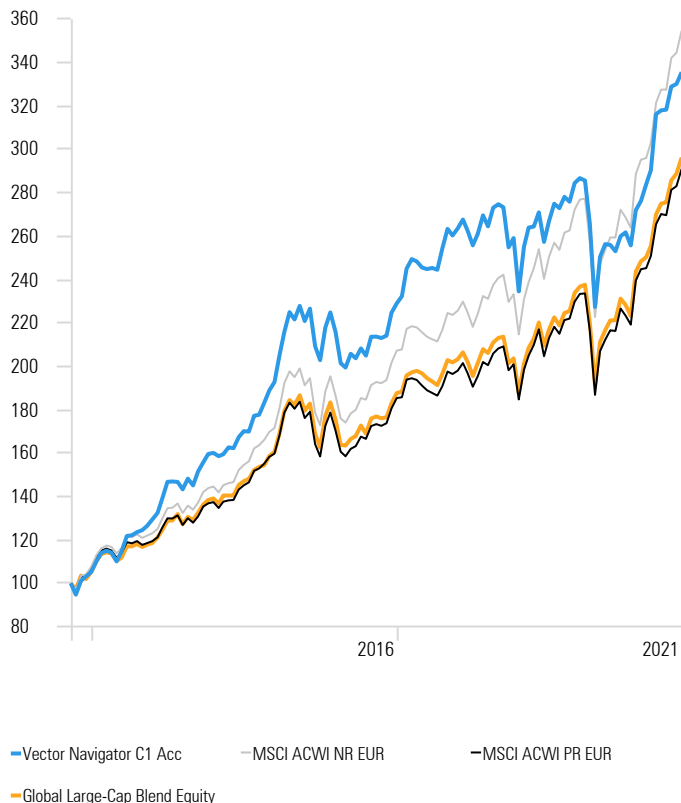
Time Period: 01/09/2011 to 31/08/2021

	Fund	MSCI AC Net Return	Category Avg
Cumulative Return	235.61	254.79	188.02
Annualized Return	12.87	13.50	11.16
Std Dev	12.47	11.89	11.70
Sharpe Ratio	0.70	0.76	0.61
Excess Return	-0.63	0.00	-2.34
Alpha	-0.45	0.00	-2.07
Beta	1.00	1.00	1.00
R2	92.45	100.00	98.64
Tracking Error	3.93	0.00	1.62
Information Ratio (geo)	-0.14		-1.28
Up Capture Ratio	98.48	100.00	91.98
Down Capture Ratio	102.18	100.00	103.01

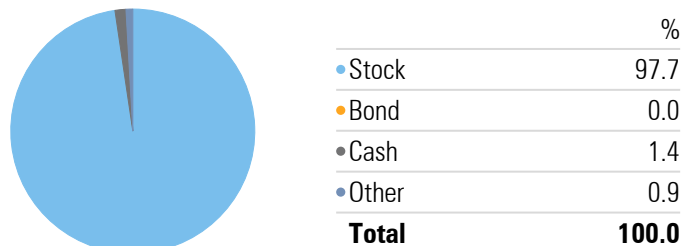
Name	Vector Navigator C1 Acc	Morningstar Sustainability Rating	@@@
ISIN	LU0172125329	Morningstar Rating 10 Yr	★★★
Month End Price	2,689.13	Morningstar Rating Overall	★★
Fund Size	156,492,921.00	Base Currency	Euro

Investment Growth, 10 years (start = 100€)

Time Period: 01/09/2011 to 31/08/2021

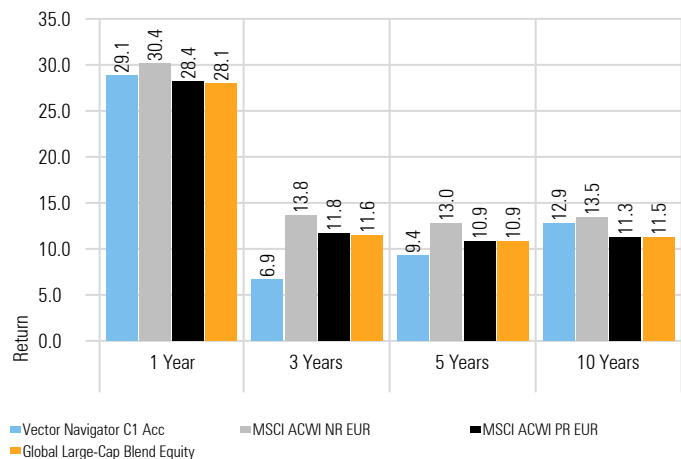


Asset Allocation



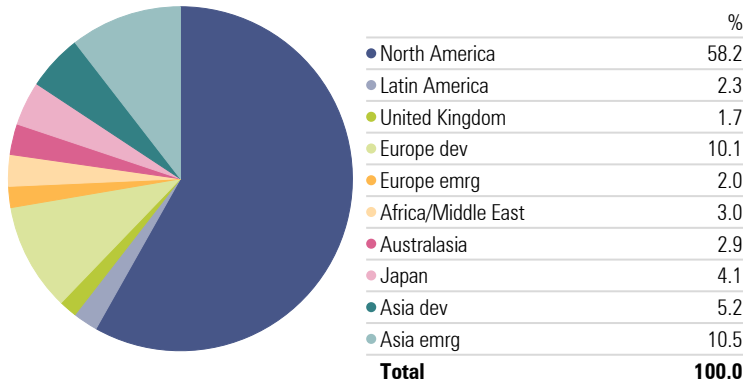
Returns, annualized

As of Date: 31/08/2021



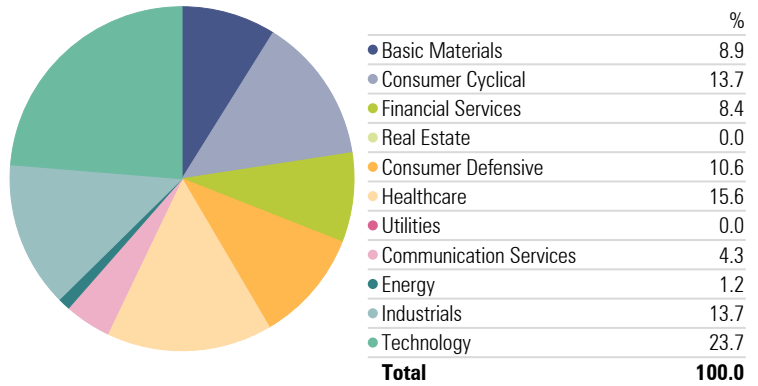
Equity Regional Exposure - Vector Navigator C1 Acc

Portfolio Date: 31/08/2021



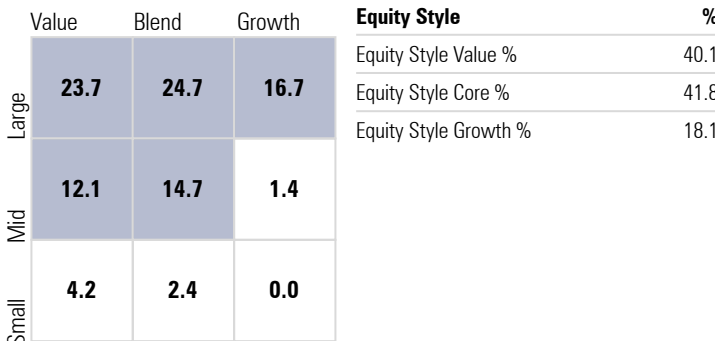
Equity Sectors (Morningstar) - Vector Navigator C1 Acc

Portfolio Date: 31/08/2021



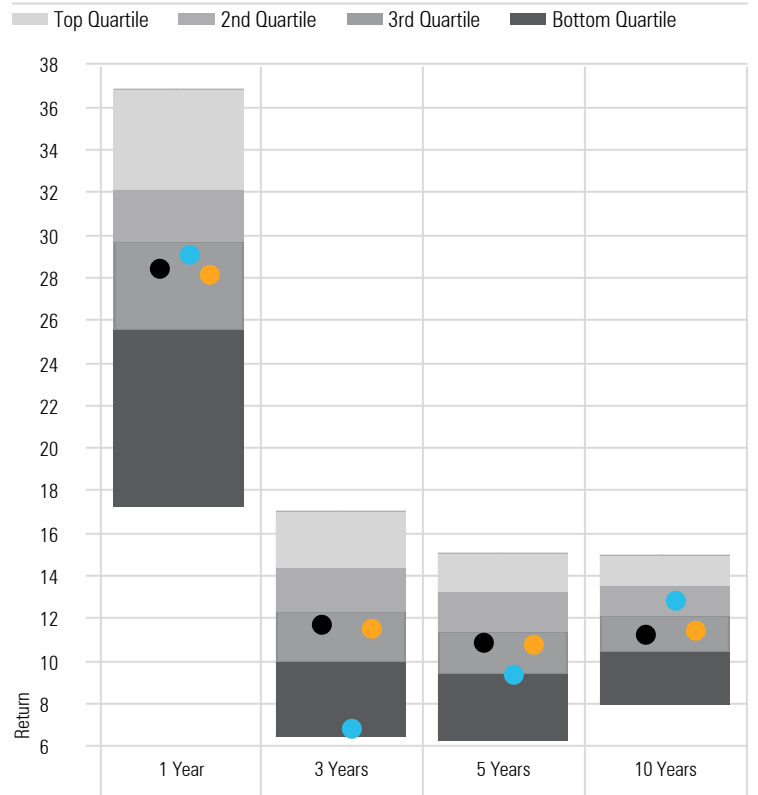
Morningstar Style Box

Portfolio Date: 31/08/2021



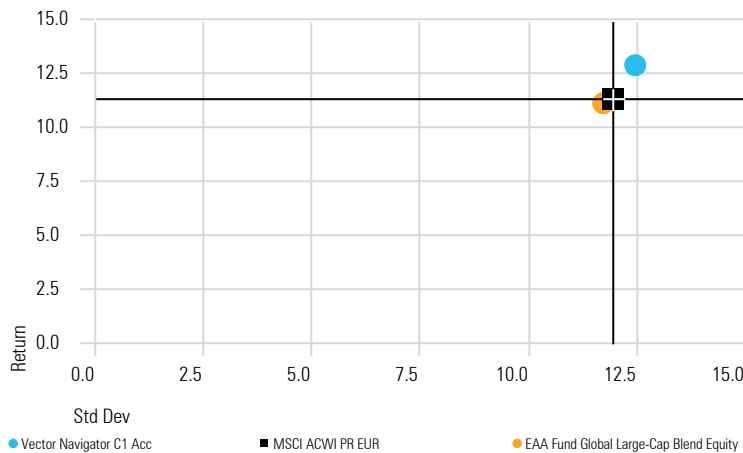
Performance Relative to Peer Group

As of Date: 31/08/2021 Peer Group (5-95%): Open End Funds - Europe/Africa/Asia - Global Large-Cap Blend Equity



Risk-Reward, 10 years

Time Period: 01/09/2011 to 31/08/2021



Annual Returns:	2003	2004	2005	2006	2007	2008	2009	2010	2011	2012	2013	2014	2015	2016	2017	2018	2019	2020	08-21
Vector Navigator C1	16.85	11.72	31.90	11.84	0.64	-47.91	30.20	18.22	-5.91	23.08	23.66	20.40	12.03	6.05	15.11	-11.03	22.26	-3.66	21.47
+/- Category	+6.03	+6.52	+7.22	+3.26	+0.71	-8.02	+1.61	+1.51	+1.91	+10.80	+6.12	+5.21	+3.19	-0.58	+6.86	-3.28	-3.83	-8.34	+2.12
Peer Group Percentile	14	7	9	23	39	93	39	43	38	1	12	13	19	58	6	79	82	90	40
Global Large-Cap Blend Equity	10.83	5.20	24.68	8.58	-0.06	-39.89	28.59	16.71	-7.83	12.28	17.55	15.19	8.84	6.63	8.25	-7.75	26.09	4.68	19.34

Fund Name:	Vector Navigator	Share-Classes:	C1	P	I1
Domicile & Legal Status:	Luxembourg, UCITS5	Management Fee	1,40%	1,40%	0,75%
Management Company:	Vector Asset Management	Subscription Fee (1)	0,00%	0,00%	0,50%
Portfolio Manager:	Werner Smets & Thierry Vandeghinste	Redemption Fee (2)	0,00%	0,00%	0,00%
Custodian & TA:	RBC Investor & Treasury Services	Performance Fee (3): 20% vs	MSCI ACWI €	MSCI ACWI €	MSCI ACWI €
Auditor:	BDO Luxembourg	Type of Shares:	Cap	Cap	Cap
Inception:	2001	ISIN	LU0172125329	LU1013275661	LU1013275745
Share Price Publication:	Morningstar, Bloomberg, Reuters	Bloomberg	VECVNAV:LX	VECVNAV:LX	VECVN11:LX
NAV Calculation & Cut-Off:	Daily, 11h				

(1) maximum, in favour of intermediary (2) maximum, in favour of share-class (3) Including High Watermark