



## Investment Approach:

- Generate consistent alpha in global capital markets through disciplined use of time-tested econometric models, while reducing capital market-risk through index-futures
- Systematically exploit short term irrational market behaviour with long term fundamental rational
- Rationalized buy and sell discipline

## Trailing Returns (annualized for periods exceeding 1 year)

	1 month	YTD	1 Year	3 Years	7 Years	10 Years
<b>Vector Flexible C1</b>	<b>2.86</b>	<b>11.06</b>	<b>11.06</b>	<b>3.35</b>	<b>3.24</b>	<b>6.85</b>
+/- Category	1.67	1.55	1.55	-4.44	0.11	3.08
<b>Peer group percentile</b>	<b>12</b>	<b>34</b>	<b>34</b>	<b>85</b>	<b>55</b>	<b>22</b>
EAA Fund EUR Flexible Allocation - Global	1.19	9.52	9.52	7.79	3.12	3.77
Morningstar Index	1.10	12.65	12.65	11.98	7.38	9.02

VECTOR Flexible is a global allocation fund that is managed with the same set of proprietary mathematical valuation models that drive the stock selection process in VECTOR Navigator: we systematically screen global equity markets in search of undervalued stocks, by continuously assessing 2700 quoted companies on their growth, risk and valuation properties. Out of this vast universe, we construct a portfolio of around 90 companies, based on their chances of outperforming their peers in the months following their selection. VECTOR Flexible and Navigator are holding the same stocks, in exactly the same proportions.

The difference between both funds is in their approach to risk. Navigator will in principle always remain fully invested, targeting a Beta of 1.00 throughout a full business cycle. It will try to outperform the equity markets in good as well as in bad times, without taking on more - or less - risk than the market.

Flexible allocates its resources between equity markets and cash (or fixed income) markets and always has some protection against unexpected market downturns. The fund targets a beta between 0.5 and 0.7 with the global equity markets (in euro). When we have reason to believe equity markets might not perform all that well in the near future, we will further reduce our equity exposure, possibly to 0%. Flexible consequently should, at all times and in all market conditions, be of a more defensive nature than Navigator. Certainly when we have successfully predicted a market correction, but also in the event of an unexpected market downturn.

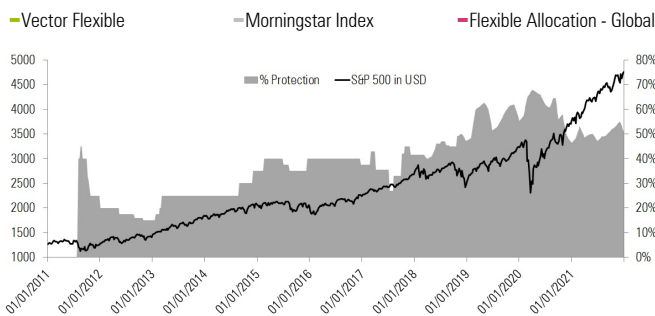
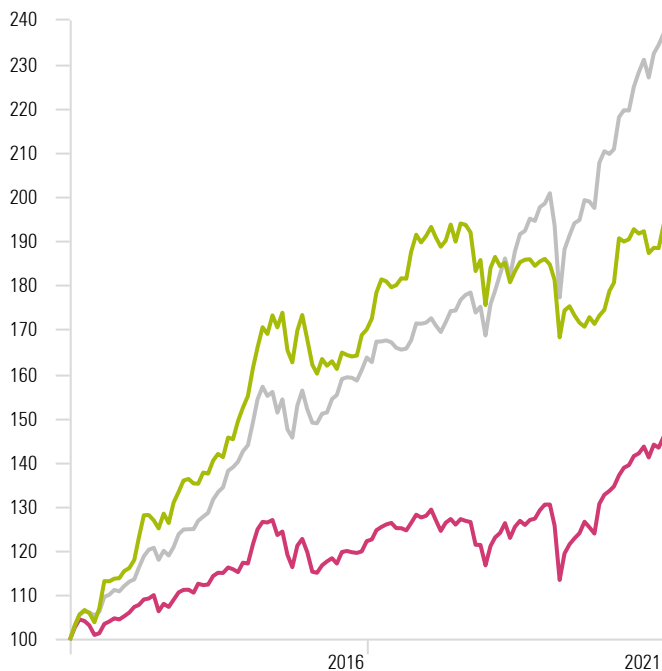
This decision to increase hedging is based on the outcome of a quantitative decision process that compares current market conditions to 55 years of detailed financial history, so as to place present conditions in historical perspective, and make a well-informed judgment about the direction of markets. Our decision process is based on an analysis of 15 factors in total:

- 5 macro-economic factors (such as newly authorized Building Permits)
- 5 "technical" factors (such as the 200-day moving average of the S&P500)
- 5 valuation factors (such as the current risk premium on equities versus bonds)

Name	Vector Flexible C1	Morningstar Sustainability Rating	⊕⊕⊕
ISIN	LU0558384458	Morningstar Rating 10 Yr	★★★★
Month End Price	1,785.94	Morningstar Rating Overall	★★★
Fund Size	33,726,202.00	Base Currency	Euro

## Investment Growth (start = 100€)

Time Period: 01/01/2012 to 31/12/2021



## Top Holdings

Portfolio Date: 31/12/2021

	Portfolio Weighting %	Total Ret YTD (Daily)
LG Innotek Co Ltd	2.72	5.18
Apple Inc	1.51	-3.06
Microsoft Corp	1.43	-8.26
Silicon Motion Technology Corp ADR	1.41	-3.71
KLA Corp	1.33	2.91
United Parcel Service Inc Class B	1.32	-4.16
CDW Corp	1.30	-6.92
Texas Instruments Inc	1.28	-1.31
UnitedHealth Group Inc	1.23	-7.16
Alphabet Inc Class A	1.23	-4.23
Alimentation Couche-Tard Inc Shs -A- Multiple Voting	1.23	-2.91
S&P Global Inc	1.20	-8.88

## Performance Statistics, 10 years

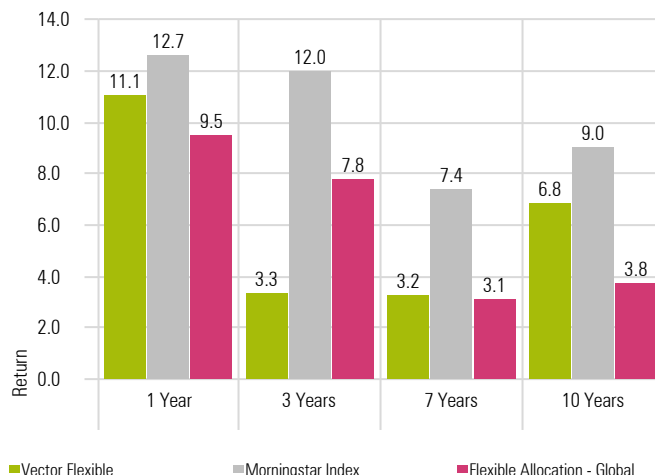
Time Period: 01/01/2012 to 31/12/2021

Display Benchmark 1: Morningstar Index

	Fund	Bmk1	Cat Avg
Cumulative Return	93.96	137.08	44.72
Annualized Return	6.85	9.02	3.77
Std Dev	7.40	6.61	6.71
Sharpe Ratio	0.49	0.73	0.17
Excess Return	-2.17	0.00	-5.25
Alpha	-1.52	0.00	-5.55
Beta	0.93	1.00	1.09
R2	79.27	100.00	95.23
Tracking Error	4.43	0.00	2.39
Information Ratio (geo)	-0.45		-2.02
Up Capture Ratio	84.05	100.00	69.19
Down Capture Ratio	97.54	100.00	117.11

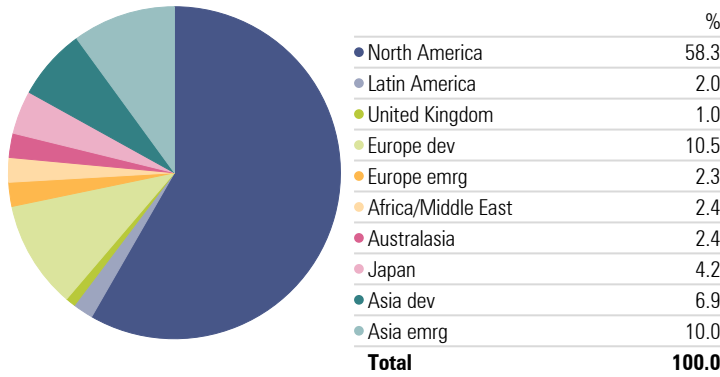
## Returns, annualized

As of Date: 31/12/2021



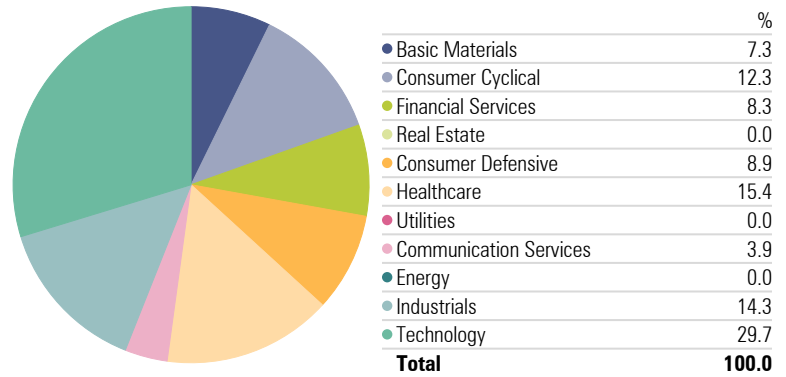
## - Equity Regional Exposure

Portfolio Date: 31/12/2021



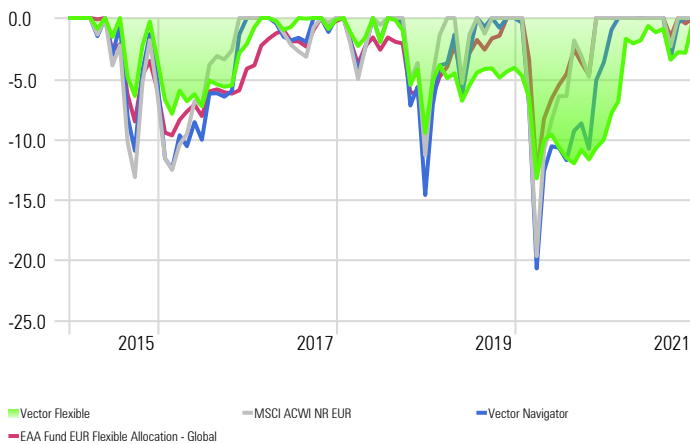
## Equity Sectors (Morningstar) - Vector Flexible C1

Portfolio Date: 31/12/2021



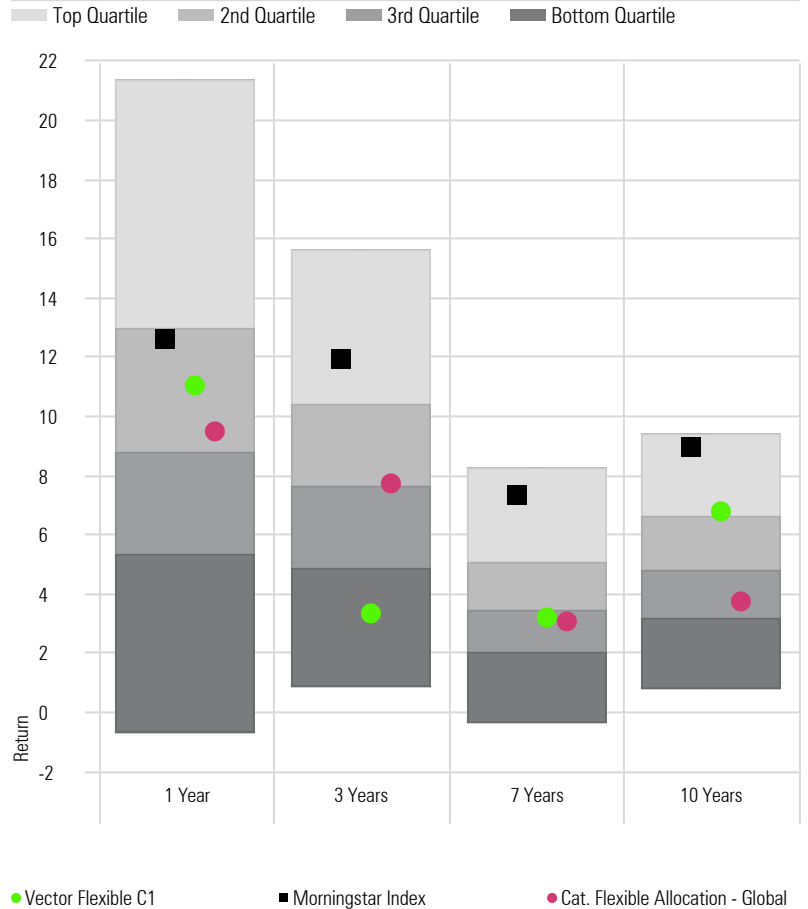
## Drawdown

Time Period: 01/01/2015 to 31/12/2021



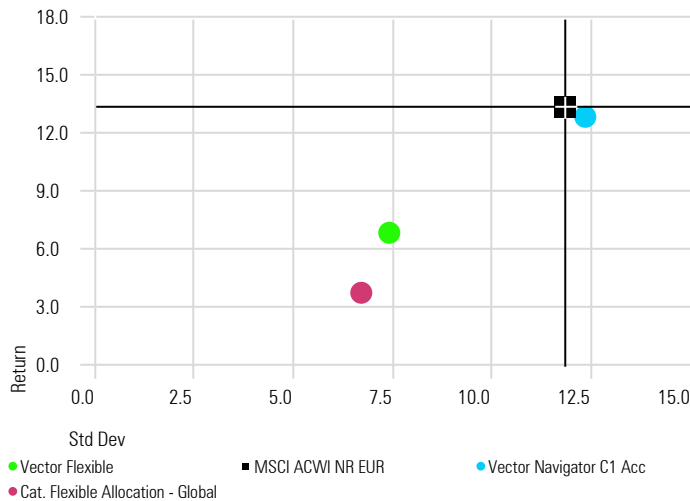
## Performance Relative to Peer Group

As of Date: 31/12/2021 Peer Group (5-95%): Open End Funds - Europe/Africa/Asia - EUR Flexible Allocation - Global



## Risk-Reward, 10 years

Time Period: 01/01/2012 to 31/12/2021



Annual Returns:	2012	2013	2014	2015	2016	2017	2018	2019	2020	2021
Vector Flexible C1	16.29	17.32	13.75	8.22	1.35	12.41	-8.17	5.94	-6.18	11.06
+/- Category	+9.82	+11.85	+8.48	+6.14	-0.83	+7.35	+0.40	-6.39	-8.38	+1.55
<b>Peer Group Percentile</b>	<b>5</b>	<b>5</b>	<b>6</b>	<b>11</b>	<b>58</b>	<b>7</b>	<b>51</b>	<b>84</b>	<b>91</b>	<b>34</b>
Flexible Allocation - Global	6.47	5.47	5.27	2.08	2.18	5.06	-8.57	12.33	2.20	9.52

Fund Name: Vector Flexible  
 Domicile & Legal Status: Luxembourg, UCITS5  
 Management Company: Vector Asset Management  
 Portfolio Manager: Werner Smets & Thierry Vandeghinste  
 Custodian & TA: RBC Investor & Treasury Services  
 Auditor: BDO Luxembourg  
 Inception: November 2010  
 Share Price Publication: Morningstar, Bloomberg, Reuters  
 NAV Calculation & Cut-Off: Daily, 11h

Share-Classes:	C1	P	I1
Management Fee	1,40%	1,40%	0,75%
Subscription Fee (1)	0,00%	0,00%	0,50%
Redemption Fee (2)	0,00%	0,00%	0,00%
Performance Fee	20%	20%	20%
Performance (3) Benchmark:	60% MSCI ACWI + 40% Eonia		
ISIN	LU0558384458	LU1030155458	LU1013276123
Bloomberg	VFLXC1:LX	VFLXPA:LX	VFLXCI:LX

(1) maximum, in favour of intermediary (2) maximum, in favour of share-class (3) Including High Watermark

This document is intended amongst other things as advertising material. This document does not constitute an offer to sell, purchase or subscribe to securities or other assets. The information and estimates contained herein do not constitute investment advice or any other form of recommendation. Detailed information about the fund(s) can be found in the sales prospectus together with the articles of association, management regulations or contract conditions, in conjunction with the latest audited annual report and semi-annual report if published later than the most recent annual report. These documents form the sole binding basis for any purchase. The said documents and the Key Investor Information are available free of charge from Vector Asset Management SA (www.vector.lu). The information contained and opinions expressed in this document reflect the views of Vector Asset Management SA at the time of publication and are subject to change without notice. Forward-looking statements reflect the judgment and future expectations of Vector Asset Management SA. Actual performance and results may, however, differ materially from such expectations. All information has been compiled with care. However, no guarantee is given as to the accuracy and completeness of information and no liability is accepted. The value of any investment can fall as well as rise and you may not get back the amount you invested. In connection with the brokerage of fund units, Vector Asset Management SA and/or its distribution partners may receive reimbursements from costs charged to the fund by the management company in accordance with the relevant sales prospectus. The tax treatment of the investment depends on the investor's personal circumstances and may be subject to change. Further information about tax can be found in the sales prospectus. The units issued by this fund may only be offered for purchase or sold in jurisdictions in which such offer or sale is permitted. The units of this fund may not be offered for purchase or sold within the USA or to or for the account of US citizens or US persons domiciled in the USA. This document and the information contained herein may not be distributed in the USA. The distribution and publication of this document and the offering or sale of the fund's units may be subject to restrictions in other jurisdictions as well. The last redemption price is available at www.vector.lu. © 2013 Copyright Vector Asset Management. All rights reserved.